



POWERFUL PUMPING FOR EVERY CONSTRUCTION SITE

Wear-resistant construction HBP(R) pumps for professional use

- For abrasive waste water
- For heavy duty drainage
- For reliable continuous operation





» OUTSTANDING PERFORMANCE IN THE TOUGHEST CONDITIONS!

Efficient, compact and ready for use wherever you need them. For difficult to drain locations, such as construction sites, you need a robust solution. In these scenarios, the new HOMA HBP construction pumps never fail to impress. Compact yet exceptionally powerful, our pumps make short work even of media containing coarse abrasive sand or sludge. These heavy duty, high quality units with their impressive performance features are also ideal for use on ships, for dealing with burst pipes and for emergency situations, such as flooding or cellar drainage.

» SUPERIOR TECHNOLOGY TACKLES COARSE DIRT

Uncompromising performance:

Whether for stationary or mobile use, fully floodable HOMA HBP construction pumps have a blockage-free impeller with a free passage for abrasive suspended particles and dirt with a diameter of up to 20 mm. The motor is sealed against pressurised water, has insulation class F and a protection rating of IP 68. The high quality equipment also includes a cable junction chamber separate from the motor and an motor monitoring via the switching device. Further key features are the particularly large stainless

steel motor shaft and the robust, maintenance-free and lifetime-lubricated roller bearings. The Storz coupling supplied ensures quick and easy setup. Enjoy all the benefits of this truly powerful system – from professionals, for professionals!

Flexible application possibilities:

HOMA HBP construction pumps are automatic drainage pumps – version A features water level controlled operation. The motor is water cooled, which ensures sufficient cooling even

when pumping at a low water level. The waste water temperature should generally not exceed about 40 °C.

IMPRESSIVE EQUIPMENT

- » Compact design with ergonomic carrying handle suitable for lifting by crane
- » Blockage-free impeller
- » Robust components: impeller, pump housing and diffuser made from high quality, wear-resistant materials
- » Motor sealed with shaft sealing ring and double mechanical seal in oil bath
- » Cooling jacket enables problem-free continuous operation
- » Control unit with manual/automatic or ON/OFF switch
- » STORZ coupling supplied



Always ready to use on every construction site: The new "BAU-BOX" set consisting of pump type HBP 503, carrying basket and 10 m fabric hose with couplings.



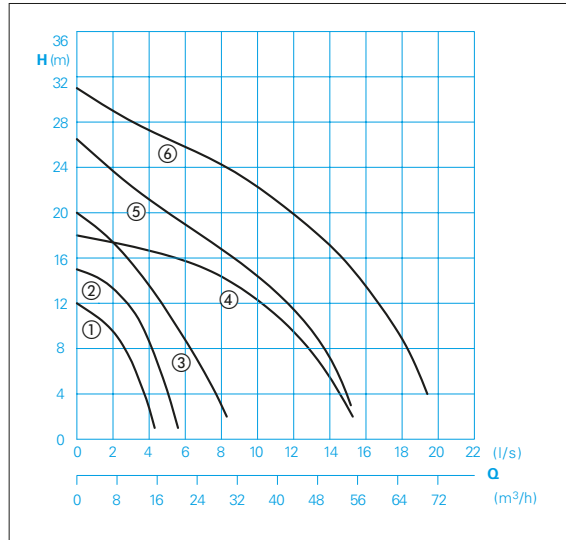
HBP503- HBP555

Compact, single-stage centrifugal pumps with discharge at the top for reliable construction site drainage. With the electrical compartment separate from the motor and temperature monitoring of the winding.

SERIES



PUMP RATE



TECHNICAL DATA

No.	Pump type	Motor input P1 (kW)	Motor input P2 (kW)	H max (m)	Q max (m³/h)	Nominal current (A)	Discharge	Weight (kg)
①	HBP503 W(A)	0,67	0,40	12,0	15,5	3,0	G2	16,0
②	HBP507 WA	1,1	0,75	15,0	20,0	5,0	G2	18,0
③	HBP512 WA	2,1	1,5	22,0	30,0	10,0	G2	36,0
③	HBP512 D	2,0	1,5	22,0	30,0	3,5	G2	37,0
③	HBP512 DA	2,0	1,5	22,0	30,0	3,5	G2	39,0
④	HBP522 D(A)	3,0	2,2	18,0	55,0	5,3	G3	37,5
⑤	HBP537 D(A)	4,6	3,7	26,0	63,0	7,7	G3	60,5
⑥	HBP555 D(A)	6,7	5,5	31,0	70,0	11,4	G3	67,0

Model W: 230V/1Ph 50Hz | Model D: 400V/3Ph 50Hz | Model A: With automatic level control HOMA-Nivomatik

DIMENSIONS (IN MM)

HBP503, 507 WA

HBP512, 522, 537, 555

Pumptype	A	B	C	D	E	F	G	H	K	Coupling
HBP512 WA	583	501	238	244	87	75	G2	310-450	90-230	STORZ-C
HBP512 D	563	481	238	244	87	75	G2	-	-	STORZ-C
HBP512 DA	613	531	238	244	87	75	G2	310-480	90-260	STORZ-C
HBP522 D(A)	551	481	238	267	87	84	G3	-	-	STORZ-B
HBP537 D(A)	606	516	274	312	72	85	G3	-	-	STORZ-B
HBP555 D(A)	646	556	274	312	72	85	G3	-	-	STORZ-B

SCOPE OF SUPPLY

» 10 m connecting cable (HBP503-512), 20 m connecting cable (HBP522-555), control unit with manual/automatic switch or ON/OFF switch, Storz coupling

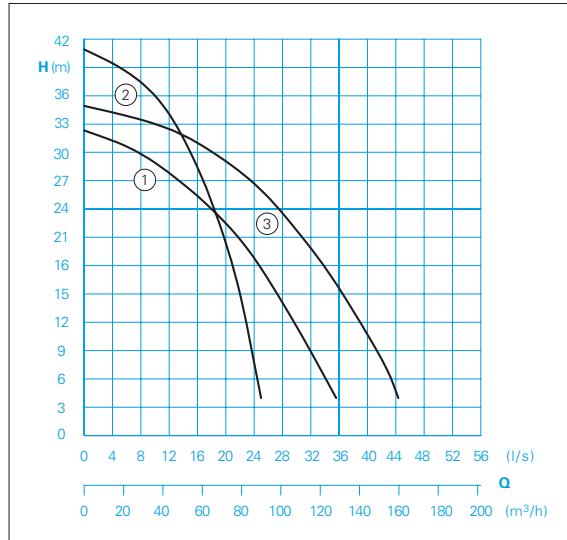
HBP500/7,5- HBP500/11,0

True power packs for drainage tasks involving waste water containing coarse solids of up to 20 mm particle size. The motor is submersible, which ensures sufficient cooling even when pumping at an extremely low water level.

SERIES



PUMP RATE



TECHNICAL DATA

No.	Pump type	Motor input P1 (kW)	Motor input P2 (kW)	H max (m)	Q max (m³/h)	Nominal current (A)	Discharge	Weight (kg)
①	HBP500/7,5 D(A)	9,0	7,5	32	120	15	G6	110
②	HBP500/7,5 HD(A)	9,0	7,5	41	90	15	G4	108
③	HBP500/11,0 D(A)	13,3	11	35	160	22	G6	125

Model D: 400V/3Ph 50Hz | Model A: With automatic level control HOMA-Nivomatik | Model H: High pressure

DIMENSIONS (IN MM)

HBP500 7,5 - HBP500 11,5

Pump type	A	B	C	Coupling
HBP500/7,5 D(A)	816	696	G6	STORZ-F
HBP500/7,5 HD(A)	806	696	G4	STORZ-A
HBP500/11,0 D(A)	861	741	G6	STORZ-F

SCOPE OF SUPPLY

» 20 m connecting cable, control unit with manual/automatic switch or ON/OFF switch, Storz coupling

Abrasive and corrosive applications naturally cause increased wear on certain components.



» AGITATOR HEAD GETS DIFFICULT MEDIA MOVING

Robust – compact – clever. Media that are difficult to handle require clever solutions. In order to enable strong pumping action, especially with sludgy and greasy media, the HBPR construction pumps are equipped with a stainless steel agitator head. Rotating the agitator head allows the pumped medium to flow more easily. Problematic mixtures of waste water, sand or bentonite are easily pumped away through turbulence and the special suction action of the HBPR. These compact power packs are also impressive from a technical point of view, as they have all the same technical properties as the HBP series.

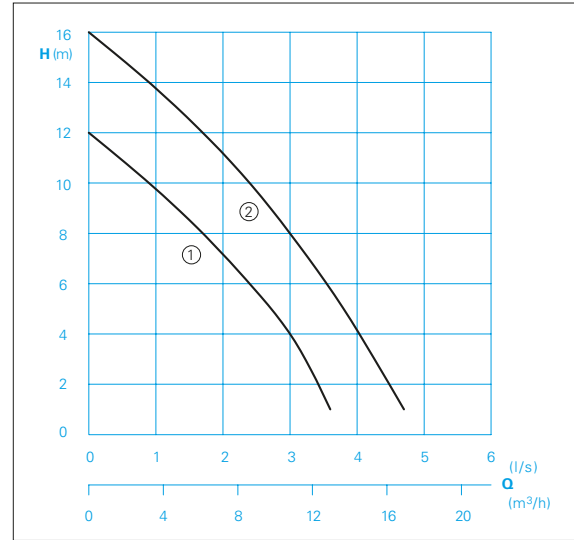
HBPR504- HBPR508

Every construction site makes different requirements of drainage pumps. In order for our construction pumps to achieve the impossible, the pump housing and impeller are extremely wear-resistant. The HBPR pumps with agitator head are ideally suited to pumping problematic mixtures of waste water, sand or bentonite.

SERIES



PUMP RATE



TECHNICAL DATA

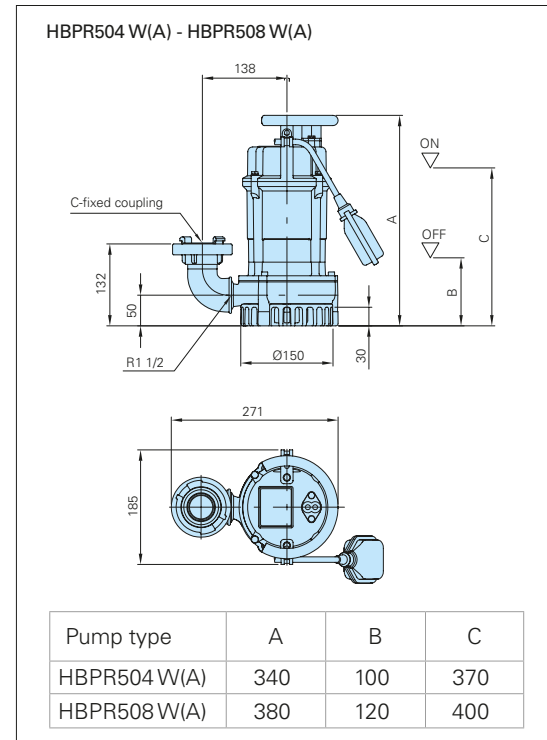
No.	Pump type	Motor input P1 (kW)	Motor input P2 (kW)	H max (m)	Q max (m³/h)	Nominal current (A)	Discharge	Weight (kg)
①	HBPR504 W(A)	0,70	0,40	12	13	3,0	R1 1/2	14,0
②	HBPR508 W(A)	1,20	0,75	16	17	5,0	R1 1/2	16,0

Model W: 230V/1Ph 50Hz | Model A: With automatic level control HOMA-Nivomatik

IMPRESSIVE EQUIPMENT

- » With automatic float switch (type WA)
- » For mobile and stationary applications
- » Blockage-free impeller
- » Agitator head for stirring up sludge impurities
- » Stainless steel motor shaft
- » Motor sealed with double mechanical seal in oil bath
- » Robust design with wear-resistant impeller and pump housing made from grey cast iron

DIMENSIONS (IN MM)



SCOPE OF SUPPLY

- » 10 m connecting cable, C-coupling , 90° connection bend

Abrasive and corrosive applications naturally cause increased wear on certain components.



The HOMA product range

- Submersible drainage pumps
- Construction pumps
- Submersible fire pumps
- Submersible deep well pumps
- Submersible waste water pumps
- Submersible pumps with cutter systems
- Domestic waste water disposal units
- Waste water disposal units
- Pre-assembled pump stations
- Agitators and flow generators
- Tank cleaning systems
- Garden pumps and automatic domestic water systems
- Pump control and automation systems



In operation worldwide

HOMA pumps and systems are employed in over 100 countries worldwide – in a myriad of projects, large and small, including the Palm Islands in Dubai. They meet all international safety and production standards and are certified by the relevant state or private bodies for waste water disposal. It is one of our main objectives to maintain and extend this high standard at all times.



Sales and service network

HOMA stays close to its customers through a comprehensive network of professional sales and service agencies. HOMA also makes selecting and designing pump systems as straightforward as possible through HOP.SEL, our specially developed software, available free of charge online or on CD-ROM.

HOMA Pumpenfabrik GmbH

Industriestraße 1 ➤ 53819 Neunkirchen-Seelscheid, Germany

Telefon: +49(0)2247/702-0 ➤ Fax: +49(0)2247/702-44

e-Mail: info@homa-pumpen.de ➤ Internet: www.homa-pumpen.de

